


# Engaging Ways to Read

Echo




Cloze

Fill in the

\_\_\_\_\_.

Choral




Duet



Partner



Whisper



# Engaging Ways to Read

Echo	<ol style="list-style-type: none"><li>1)Teacher reads a word, phrase, or sentence</li><li>2)Students “echo” read the word, phrase, or sentence</li></ol> <ul style="list-style-type: none"><li>•Useful for building fluency and expression</li><li>•<b>Beginning Readers:</b> Fade as students grow into reading skills</li><li>•<b>Older Readers:</b> Use to introduce difficult words</li></ul>
Cloze	<ol style="list-style-type: none"><li>1)Teacher begins to read selection</li><li>2)Pause and delete “meaningful” words or a portion of a sentence.</li><li>3)Have students read the deleted word or phrase.</li></ol> <ul style="list-style-type: none"><li>•<b>Beginning Readers:</b> Use for additional practice</li><li>•<b>Older Readers:</b> Use when you want to read something quickly and have everyone attending</li></ul>
Choral	<ol style="list-style-type: none"><li>1)Teacher asks students to point to a certain word in the passage.</li><li>2)Teacher gives a prompt like, “Ready, read.”</li><li>3)Students read all together, either with (only if needed) or without the teacher voice.</li></ol>
Duet	<p>Assign each student a partner of differing levels.</p> <ol style="list-style-type: none"><li>1)Choose something that is a little bit “too hard” for one of the students.</li><li>2)Two partners begin reading together. “Teacher” reads while pointing with his or her finger, at a normal speed, with expression and following punctuation.</li></ol> <ul style="list-style-type: none"><li>•Useful for students with some reading ability but who are reading hesitantly, word for word, or with no expression.</li></ul>
Partner	<p>Assign each student a partner close to their same level.</p> <ol style="list-style-type: none"><li>1)<b>Reader</b> whisper-reads to partner.<ul style="list-style-type: none"><li>•For Narrative Text: alternate by sentence, page, or time</li><li>•For Informational Text: alternate by paragraph (Read, Stop, Respond)</li></ul></li><li>2)<b>Coach</b> helps to correct errors: Ask, “Can you figure out this word?” Or say, “This word is _____. What word?” and then the reader rereads the sentence.</li></ol> <ul style="list-style-type: none"><li>•Teach students how to work together: <i>Look, Lean, and Whisper, or Look, Lean, Listen, and Whisper.</i></li><li>•Change partnerships occasionally, every 3-6 weeks.</li></ul>
Whisper	<ol style="list-style-type: none"><li>1)Tell students to read a certain amount and to reread material if they finish early; they each read separately, but whisper so that you can tell they’re reading.</li><li>2)Monitor students’ reading</li><li>3)Have individuals whisper-read to you</li></ol>